

CONSTRUCTION –

- High impact “no break” molded polyethylene
- No steel or wood components
- Optional bed enclosure consists of a metal plate
- Manufactured to ISO Quality Standards
- Desks are designed to be installed against a wall; mounting features are visible on the back side
- Flammability: Flo/Frontier Rotomolded products comply with UL94 HB and CAL117–2013 flammability standards

FEATURES –







- Corners and edges rounded for increased safety
- Bed features surface grooves for fluid management
- ‘Flip-style’ bedside cabinet design for preferred configuration
- Stain resistance, seamless and easy to clean
- Craftsman style appearance
- Complies with UL94 HB and CAL117–2013 flammability standards



OPTIONS –

- Bedside cabinet, desk and shelves can be bolted to wall
- Bed and armless chair can be bolted to floor
- Patient restraint system
- Behavioral Health mattresses also available

Frontier

Contact Customer Service for applications where exact dimensioning is required.



						
	<b>FRBD3681</b> Bed	<b>FR101</b> Bedside Cabinet	<b>FRCG500</b> Desk	<b>FRCG702</b> Two Shelf Wall Mount Unit	<b>FRCG703</b> Three Shelf Wall Mount Unit	<b>FRC121A</b> Armless Chair
Width	86.75	20.25	36.25	29	29	22
Depth	42	20	23	14	14	25.5
Height	24	26	29	22	51	33
Storage Width	n/a	15	n/a	22	22	n/a
Storage Depth	n/a	17.5	n/a	11	11	n/a
Storage Height	n/a	6.5/11.5	n/a	11/clear	11/11/11	n/a
Cubic Feet	50	6	14	5	12	11
Ship Weight	182 lbs	29 lbs	43 lbs	23 lbs	49 lbs	45 lbs
Weight Rating*	750 lbs	–	–	–	–	750 lbs

		
	<b>SF36805</b> 5" Mattress, Tear-Resistant Cover	<b>SF36805-PW</b> 5" Mattress with pillow
Width	80	80
Depth	36	36
Height	5	5
Cubic Feet	14	14
Ship Weight	18 lbs	18 lbs
Weight Rating	300 lbs	300 lbs

45 Goodrich Drive,  
Kitchener ON, N2C 0B8

T +1 877 395 2623  
F +1 877 395 6270

E [sales@stancehealthcare.com](mailto:sales@stancehealthcare.com)  
[stancehealthcare.com](https://www.stancehealthcare.com)



Frontier and Flo products may feature some irregularities in surface flatness due to the nature of the rotational molding process. In addition, large temperature shifts can also temporarily alter the products shape. Neither surface variation has any bearing on the product’s performance or strength.

Stance

BEHAVIORAL HEALTH